



By Anthea Canes

Contributing author:

Terry Kaye

Additional activities:

Roberta Osser Baum

Editorial Committee:

Dr. Ofra Backenroth

Roberta Osser Baum

Rabbi Martin S. Cohen

Rabbi William Cutter

Sarah Gluck

Dr. Lisa D. Grant

Dina Maiben

Pearl Tarnor

Dr. Wendy Zierler



Behrman House, Inc.
www.behrmanhouse.com

Contents

4	1 מוֹדָה/מוֹדָה אֲנִי
10	2 בְּרָכוֹת
20	3 בְּרָכוֹת שֶׁל מִצְוָה
28	4 בְּרָכוֹת שֶׁל שַׁבָּת
40	5 קְדוּשָׁה
46	6 הַבְדָּלָה
54	7 בְּרָכוֹת שֶׁל יוֹם טוֹב
66	8 מַה נִּשְׁתַּנָּה
72	9 בְּרַכַּת הַמָּזוֹן
80	10 שְׁמַע
88	Wrap It Up!
95	מֵלּוֹן

The publisher gratefully acknowledges the cooperation of the following sources of photographs for this book: Gila Gevirtz 17; Richard Lobell 34, 36, 50, 67, 68, 80, 89, 92


Book and cover design: Stacey May

Illustration: Pamela Hamilton (cover and story art), Bob Depew (activity art)

Project Editor: Terry S. Kaye

Copyright © 2009 Behrman House, Inc.
Springfield, New Jersey
www.behrmanhouse.com

ISBN 13: 978-0-87441-819-4
Manufactured in the United States of America



Introduction

Welcome to *Kol Yisrael 1*! You are about to meet Ben and Batya, twins your age. I'm Doug, their pet fish. Join them in their home as they light Shabbat candles, chop *haroset* for the Passover seder, and prepare macaroni and cheese for a food drive. With Ben and Batya, you will learn how to start your day with a smile by reciting a blessing when you wake up.

Other blessings will help you turn ordinary moments into special ones. You will learn how to become a partner with God by feeding the hungry and why we recite a blessing—**בְּרַכַּת הַמֶּזֶז**—*after* we have eaten. Yup, you'll learn *sooo* much that you will even solve the mystery of what's inside a mezuzah case!

There's lots more you'll learn, including Jewish values such as **הַכְנָסַת אֹרְחִים** (welcoming guests into your home) and why Abraham and Sarah were the ultimate hosts—Abraham even offered guests water to wash their feet!

You will peek inside the Torah to see where many of our prayers come from and, in every chapter, by solving a “Clue to Cyberspace,” you can play a game on your computer.

Finally, you, Ben, and Batya will learn how you can add to your family's **שְׁלוֹם בֵּית**—peace, love, and respect in the home. (Don't worry, I'll be at your side, helping you to become a real pro.) At night, before drifting off to sleep, you can feel terrific about all you have learned and all the good you have done! ■■■



Batya likes to get up early in the morning. Ben is a night owl. He loves to stay up late and sleep in as long as he can. When you wake up in the morning:

What is the first thing you see?

What is the first thought you have

a) on a weekday? _____


b) on the weekend? _____


Perhaps the first thing you see in the morning are the numbers on your buzzing alarm clock or your mom or dad shaking you awake. Maybe you say, "Please let me sleep." On the weekends, you may say, "Great, I don't have to get up," as you snuggle under the covers and fall back to sleep.

Describe two favorite activities that make you want to get out of bed in the morning.

1 _____

2 _____

Now think of a reason you may not want to get up. 



Reading Rounds

Read each line aloud.

1. אַ בֵּ גֵ דֵ הֵ
2. וֹ זֵ חֵ טֵ יֵ כֵ דֵ לוֹ
3. מֵ םֵ נֵ ןֵ סֵ עֵ פֵ ףֵ
4. צוֹ ץֹ קֹ רֹ שֵׁ שֵׁ תוֹ תֵׁ

Connect the letters below that sound similar.

כ	ע
א	ק
שׁ	ט
ת	ח
פ	ס

Practice reading the following word parts from the prayer you will learn on the next page.

1. דֵּ דֵּ מוֹ אֵ לֵ אֵ מֵ נִי פֵ וֹ לֵ דֵּ וֹ
2. בִּי דָה נִידָ לָךְ יָם נִשׁ בָּה תִי לָה



Rise and Shine

When we wake up in the morning, we thank God for the strength that our night's rest has brought us, for helping our mind and body to grow, and for the gift of a new day.

Jewish tradition gives us a way to say thank you to God in the morning—with the **מוֹדָה אָנִי** prayer. (Boys and men begin the prayer with the word **מוֹדָה** and girls and women begin it with **מוֹדָה**.)

Practice reading **מוֹדָה/מוֹדָה אָנִי** aloud.

Boys and men say:



1. מוֹדָה אָנִי לְפָנֶיךָ מֶלֶךְ חַי וְקַיִם
2. שֶׁחָזַרְתָּ בִּי נְשָׁמָתִי בְּחַמְלָה רַבָּה אֲמוּנָתְךָ.

Girls and women say:

1. מוֹדָה אָנִי לְפָנֶיךָ מֶלֶךְ חַי וְקַיִם
2. שֶׁחָזַרְתָּ בִּי נְשָׁמָתִי בְּחַמְלָה רַבָּה אֲמוּנָתְךָ.

1. I give thanks to You, living and everlasting Ruler,

2. who has graciously returned my soul to me. Great is Your faithfulness!

Prayer Words

Practice reading these words from מוֹדָה/מוֹדֶה אֲנִי.

thank, give thanks
(for a boy or man)

מוֹדָה

thank, give thanks
(for a girl or woman)

מוֹדֶה

I

אֲנִי

ruler, king

מֶלֶךְ

living

חַי

Create your own “thank you” blessing for when you wake up in the morning.

Thank you, God, for _____

Odd Word Out

Underline the words that do not belong in מוֹדָה/מוֹדֶה אֲנִי.

○ Circle the first letter of the first word that does not belong.

□ Box the second letter of the second word that does not belong.

△ Draw a triangle around the third letter of the third word that does not belong.

6. חַי

1. אֲנִי

7. מוֹדָה

2. בַּת

8. וְקִיָּם

3. מוֹדָה

9. לְפָנֶיךָ


4. מֶלֶךְ

10. שַׁבָּת

5. יֵינִי

Challenge: Put the three Hebrew letters in the correct shapes below. Then use this Hebrew word (it means “house”) as the combination to unlock the closet when you complete the “Clean the Closet” activity in Level 1—

מוֹדָה/מוֹדֶה אֲנִי—on your computer.



This is your combination.

Language Link



Look again at the first word of the מוֹדָה/מוֹדָה אֲנִי prayer.

“Thank” (for a boy or man) מוֹדָה

“Thank” (for a girl or woman) מוֹדָה

We all say “Please” and “Thank you” when we ask for things, and when we receive them. In Hebrew, we say בְּבִקְשָׁה (“please”) and תוֹדָה (“thank you”).

תוֹדָה and מוֹדָה are in the same word family as בְּבִקְשָׁה.

In English, ask a classmate for something. Add בְּבִקְשָׁה to your request. For example, you could say, “Pass me a pencil, בְּבִקְשָׁה.” Don’t forget to say תוֹדָה when you receive it!

Fill in the correct word—תוֹדָה or בְּבִקְשָׁה—next to each cartoon below.



Putting It in Context

Many Jewish practices have their roots in the Torah. For example, the Torah tells us that Abraham got up early in the morning to go “to the place where he had stood before God.” From these words, the ancient rabbis explain, we learn we should pray in the morning. Some people pray at home in the morning; some pray in the synagogue.

Now read the words about Abraham from the Torah.

וַיִּשְׁכֶּם אַבְרָהָם בַּבֹּקֶר אֶל-הַמָּקוֹם
אֲשֶׁר-עָמַד שָׁם אֶת-פָּנָיו יְיָ.

*And Abraham rose early in the morning to the place
where he had stood before God.*

(Genesis 19:27)

Underline Abraham’s Hebrew name.

Partner Talk

Discuss with a partner: Jewish tradition teaches us to say “thank you” to God every morning for the gift of a new day. How can seeing each day as a gift and saying thanks help you enjoy the day?

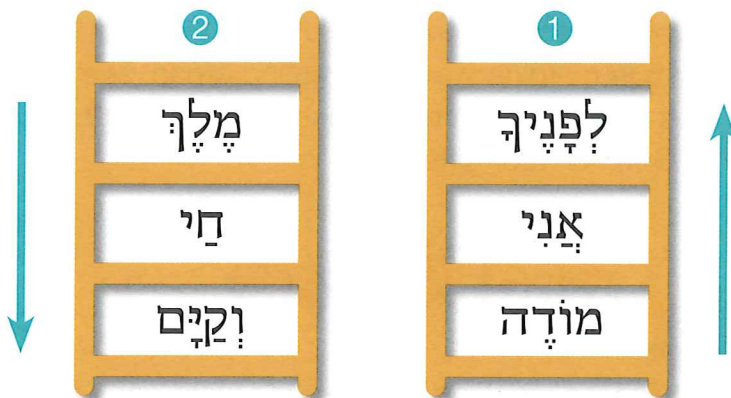


Who in your family can you thank? How can saying “thanks” add *shalom*, peace, in your home?

Clue to Cyberspace



Climb up the first ladder and down the second by reading each word aloud. Then listen to a classmate while he or she climbs up and down the ladders by reading each word aloud.



Now solve the following riddle. The answer, which is one of the words on the ladder, will help you score bonus points when you play the “Fish Tales” game in Level 1—מוֹדָה/מוֹדָה אֲנִי—on your computer.



Riddle:

It's not my ear and it's not my nose. And it's not you. It's me!

Write your answer in English here. _____

Now write the Hebrew word that means the same thing. _____



Dad and Batya follow a recipe when they bake fudge brownies.

The recipe reminds them of the ingredients they need. How do you remind yourself about important tasks you have to do? Do you keep a homework planner? Do you post notes around your desk? Perhaps you ask your mom or dad to be your “memory.”

When do you need reminders? What kind of reminders work best for you?

Our tradition offers us daily reminders, בְּרָכוֹת (plural of בְּרָכָה, “blessing”), that allow us to turn ordinary events—eating bread, seeing a sunset, putting on new shoes—into special ones. When we say בְּרָכוֹת, we are saying “Thank You, God, for Your gifts.”



Reading Rounds

Practice reading the following word parts and words.

1. בְּ רוּךְ בְּרוּךְ
2. אֶ תָּה אֶתָּה
3. אֵ לִי הִי נוֹ אֱלֹהֵינוּ
4. מֶ לָךְ מִלָּךְ
5. הָ עוֹלָם הָעוֹלָם

Blessing Formula

In your math class you may have learned how formulas can help you solve math problems. People using the same formula anywhere in the world will arrive at the same solution.

Write a math formula here. _____

Most בְּרָכוֹת begin with the same six words, sometimes called “the blessing formula.”

Practice reading the first six words in a blessing.



בְּרוּךְ אַתָּה יְיָ אֱלֹהֵינוּ מֶלֶךְ הָעוֹלָם

Praised are You, Adonai our God, Ruler of the world

Why do you think we call these six words a blessing *formula*? How can a blessing formula be helpful?



In what ways can your family cooperate to bake the yummiest brownies?

Figure the Formula

Number the words below in the correct order of the blessing formula.



אַתָּה



אֱלֹהֵינוּ



הָעוֹלָם



בְּרוּךְ



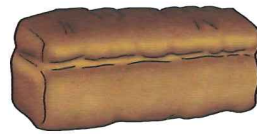
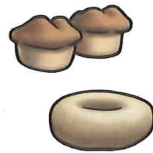
יְיָ



מֶלֶךְ



God's Menu

Plan what you will eat today by choosing one type of bread, one vegetable, one fruit, one dessert, and grape juice. Circle your choices. Then practice saying the blessing for each type of food.




1. בָּרוּךְ אַתָּה, יְיָ אֱלֹהֵינוּ, מֶלֶךְ הָעוֹלָם, הַמוֹצִיא
לֶחֶם מִן הָאָרֶץ.

Praised are You, Adonai Our God, Ruler of the world, who brings forth bread from the earth.




2. בָּרוּךְ אַתָּה, יְיָ אֱלֹהֵינוּ, מֶלֶךְ הָעוֹלָם, בּוֹרֵא פְּרֵי
הָאֲדָמָה.

Praised are You, Adonai Our God, Ruler of the world, who creates the fruit of the earth (vegetables).



3. בָּרוּךְ אַתָּה, יְיָ אֱלֹהֵינוּ, מֶלֶךְ הָעוֹלָם, בּוֹרֵא פְּרֵי
הָעֵץ.

Praised are You, Adonai Our God, Ruler of the world, who creates the fruit of the tree.



4. בָּרוּךְ אַתָּה, יְיָ אֱלֹהֵינוּ, מֶלֶךְ הָעוֹלָם, בּוֹרֵא מִיְּנֵי
מִזֻּנוֹת.

Praised are You, Adonai Our God, Ruler of the world, who creates different kinds of foods.



5. בָּרוּךְ אַתָּה, יְיָ אֱלֹהֵינוּ, מֶלֶךְ הָעוֹלָם, בּוֹרֵא פְּרֵי
הַגֶּפֶן.

Praised are You, Adonai Our God, Ruler of the world, who creates the fruit of the vine.

Did You Know? If you were to eat all of these foods, including bread, at one meal, the blessing for bread would thank God for *all* the foods at that meal.

Why do you think the blessing for bread covers all the foods at a meal that includes bread?

Prayer Words

Practice reading these words from בְּרָכוֹת.

blessed, praised

בְּרוּךְ

you (for a boy or man)

אַתָּה

the world

הָעוֹלָם

bread

לֶחֶם

earth

אֲדָמָה

fruit, fruits

פְּרִי, פְּרוֹת





tree

עֵץ



You're an Artist!

Choose four Hebrew words from the list above and write them on the lines below. Then draw a picture to illustrate each.



At the Root

Most Hebrew words are built on **roots**. A root usually consists of three letters that form the foundation for related words. Hebrew roots have no vowels.

The root of בְּרוּךְ is בֵּרַךְ (כ) looks like this at the end of a word: כְּ. Words with the root בֵּרַךְ have **ble**ss or **prai**se as part of their meaning. בְּרוּךְ shares a common root with the Hebrew word, בִּרְךָ, "knee." בְּרוּךְ reminds us that blessing or praising Adonai is like kneeling in front of a ruler. When we say a בְּרָכָה, it is as if we are kneeling before God.

Read aloud the words below. Underline the words that are built on the root בֵּרַךְ. Then circle the three root letters in each of those words.

מוֹדָה בְּרָכוֹת בְּרוּךְ פִּרוֹת בְּרָכָה

A Secret Word

If the blessing ending in each line below matches the food item in that line, circle the letter in the כֵּן ("yes") column. If the blessing does not match the food, circle the letter in the לֹא ("no") column.

לֹא

כֵּן

א

ב



1. בּוֹרָא פְּרִי הָאֲדָמָה

ך

ק



2. בּוֹרָא פְּרִי הָעֵץ

ל

כ



3. בּוֹרָא פְּרִי הַגֶּפֶן

מ

ו



4. בּוֹרָא מִיְּנֵי מְזוֹנוֹת

ת

ג



5. הַמוֹצִיא לֶחֶם מִן הָאָרֶץ

Copy the letters you circled. _____

5

4

3

2

1

What does this word mean? _____

Amen!

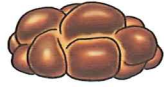


Challenge: The word אָמין is built on the root letters אמן (**believe** or **have faith**). Note: ן looks like this at the end of a word: ן. The word אֱמוּנָה, "faith," comes from the same root. אָמין is the group's or congregation's way of saying "we agree with your בִּרְכָּה." Can you find *another* Hebrew word in the cartoon that is built on the root אמן? Draw a rectangle around it.

Picture Perfect

Draw a picture frame around the pictures that match the blessing ending in each row. Then recite each complete blessing aloud.

בָּרוּךְ אַתָּה יְיָ אֱלֹהֵינוּ מֶלֶךְ הָעוֹלָם...



1. הַמוֹצֵיא לֶחֶם מִן הָאָרֶץ.




2. בּוֹרֵא פְּרֵי הָעֵץ.



3. בּוֹרֵא פְּרֵי הַגָּפֶן.



4. בּוֹרֵא פְּרֵי הָאֲדָמָה.



5. בּוֹרֵא מִיְנֵי מְזֻנּוֹת.

בּוֹרֵא מִיְנֵי מְזֻנּוֹת



Language Link

Read the items below. Do you recognize these foods?



1. בִּנְנָה פִּיצָה פֶּפְסִי תֵּה
2. פּוֹפְקוֹרֵן קוֹרֵן פְּלִיקֵס לִימוֹנָדָה
3. קָפֶה סַפְּגִטִּי קוֹקָה קוֹלָה

In Hebrew, write your favorite food from the words above. _____

Now write your favorite drink. _____

Musical Moments

Use your fingers to play the piano as you read the sounds of the letters in the *alef-bet*.

Now play backward from the end of the *alef bet*!



Fluent Reading

Practice reading the lines below. Underline the blessing formula in each line.

1. בְּרוּךְ אַתָּה, יְיָ אֱלֹהֵינוּ, מֶלֶךְ הָעוֹלָם, אֲשֶׁר בִּדְבָרוֹ
מַעְרִיב עֶרְבִים.


2. בְּרוּךְ אַתָּה, יְיָ אֱלֹהֵינוּ, מֶלֶךְ הָעוֹלָם, אֲשֶׁר נָתַן לָנוּ
תּוֹרַת אֱמֶת.

3. בְּרוּךְ אַתָּה, יְיָ אֱלֹהֵינוּ, מֶלֶךְ הָעוֹלָם, יוֹצֵר אוֹר
וּבוֹרֵא חֹשֶׁךְ, עֹשֶׂה שְׁלוֹם וּבוֹרֵא אֶת הַכֹּל.

4. בְּרוּךְ אַתָּה, יְיָ אֱלֹהֵינוּ, מֶלֶךְ הָעוֹלָם, אֲשֶׁר בָּחַר
בְּנִבְיָאִים טוֹבִים.

5. בְּרוּךְ אַתָּה, יְיָ אֱלֹהֵינוּ, מֶלֶךְ הָעוֹלָם, גָּאֵל יִשְׂרָאֵל.

Clue to Cyberspace



Rabbi Meir said: Everyone should say one hundred blessings a day.

How many blessings would that be in the month of October? _____

Use this clue to score bonus points in "Ben's Skateboarding Street Course" in Level 2—בְּרִכּוֹת—on your computer.





Ben and Batya are doing their homework in the study. Ben is lying on the floor; Batya likes to work at the desk.


Where do you do your homework?

Though Batya has seven more algebra problems to complete, she helps Ben do research for his history project. “Thanks, sis,” says Ben, “you did a mitzvah. I owe you.”

A **מִצְוָה** (plural, **מִצְוֹת**) is a commandment in the Torah. Some **מִצְוֹת** teach us how to behave toward God and to worship God through ritual actions—for example, to believe in only one God and to sit in a sukkah on Sukkot. Other **מִצְוֹת** teach us how to behave toward other people—for example, to give tzedakah, visit a friend or relative in the hospital, and not steal. That’s why, for many people—including Ben—the word **מִצְוָה** has come to mean “a good deed.”

Describe a mitzvah you performed during the last week or two that showed you know how to behave toward other people.

How did performing that mitzvah help make you part of the Jewish community?



Reading Rounds

Sometimes the letter vav looks like this: ו

It looks as if it should say "oh" (טו בו קו). However, ו has the sound "vo" if it follows a letter that already *has* a vowel.

Practice reading the following word parts and words.

1. עוּ מְצוּ עוּ צוּ עוֹלָם
2. קָ דָ שׁ נוּ קְדָשְׁנוּ
3. בְּ מְצוּ תיוּ מְצוֹתיוּ בְּמְצוֹתיוּ
4. רְצוֹן צוֹרֶךְ עֲוֹנָה אֲרֻצוֹת
5. מִצוֹת מְצוֹת מְצוֹת מְצוֹן מְצָרִים

Word Find

Find and circle the word for "commandments" in the string of letters below.

פְּרִילוּמְדָאָדְמָהבְּרָכָהמְצוֹתמוֹדָהמְלָךְ

Now find and circle "thank you."

הַמוֹצִיאַתוֹדָהבְּבִקְשָׁהאֲנִיחִישַׁבְּתָּבְרוּךְ

It's a Mitzvah!

When doing some **מצוה**—like studying Torah, lighting Shabbat candles, blowing the shofar on Rosh Hashanah, or sitting and eating in a sukkah—we say a blessing. We call such blessings **ברכות של מצוה** (blessings over the commandments).

Almost every **ברכה של מצוה** begins with the same ten words. Practice reading these words.



בְּרוּךְ אַתָּה, יְיָ אֱלֹהֵינוּ, מֶלֶךְ הָעוֹלָם,
אֲשֶׁר קִדְּשָׁנוּ בְּמִצְוֹתָיו וְצִוָּנוּ

*Praised are You, Adonai our God, Ruler of the world,
who makes us holy with commandments and commands us*

When we recite a **ברכה של מצוה**, we add four words to the original six-word formula we learned in Chapter 2.

אֲשֶׁר קִדְּשָׁנוּ בְּמִצְוֹתָיו וְצִוָּנוּ

who makes us holy with commandments and commands us

Draw a line to connect the ten words of the blessing in the correct order and discover a hidden picture.



Blessing Circle

Form a circle with your classmates. Decide which of you will begin the game. The first person says the word בְּרוּךְ אַתָּה, the second person says בְּרוּךְ אַתָּה יי, the third person says בְּרוּךְ אַתָּה יי, and so on. Continue until you have completed the ten-word formula that begins every בְּרַכָּה שֶׁל מִצְוָה. Then have someone else start and see how fast you can say the formula this time. Go on, do it a third time, too!



At the Root



We've already learned that most Hebrew words are built on roots.

The root of קִדְּשָׁנוּ is קִדַּשׁ. Words with the root קִדַּשׁ have **holy** or **set apart** as part of their meaning.

Circle the root letters קִדַּשׁ in each of the Hebrew words or phrases below.

1. קִדְּשָׁנוּ 2. אֲרוֹן קִדָּשׁ 3. בֵּית הַמִּקְדָּשׁ

The Holy Temple

Holy Ark

makes us holy

4. קִדּוּשׁ 5. קִדּוּשִׁין

Jewish marriage ceremony

Kiddush

Why do you think the Jewish marriage ceremony has “holy” as its root?

Circle the word(s) built on the root קִדַּשׁ in each prayer sentence below.

1. אַתָּה קִדְּשָׁתָּ אֶת יוֹם הַשַּׁבָּת לְשִׁמְךָ.

2. וַיְבָרֶךְ אֱלֹהִים אֶת יוֹם הַשַּׁבָּת וַיְקַדֵּשׁ אוֹתוֹ.

3. קָדוֹשׁ קָדוֹשׁ קָדוֹשׁ יי עֲבָאוֹת.

Putting It in ConTEXT

עץ חיים היא למחזיקים בה

The Torah is a tree of life to those who hold fast to it.
(Proverbs 3:18)

We sing these words when we return the Torah to the Ark after the Torah reading. The wise Torah scholar, Rabbi Abraham Isaac Kook, taught that studying the Torah is like planting seeds within ourselves that grow and fill us with life.

Draw a picture of a tree over the Hebrew word for “tree” at the top of the page.

Think of your own comparison for studying the Torah. Complete the following:

Studying the Torah is like _____

When we study the Torah, we first say a **מְצוּה** של **בְּרָכָה**.

Practice reading the **בְּרָכָה**.

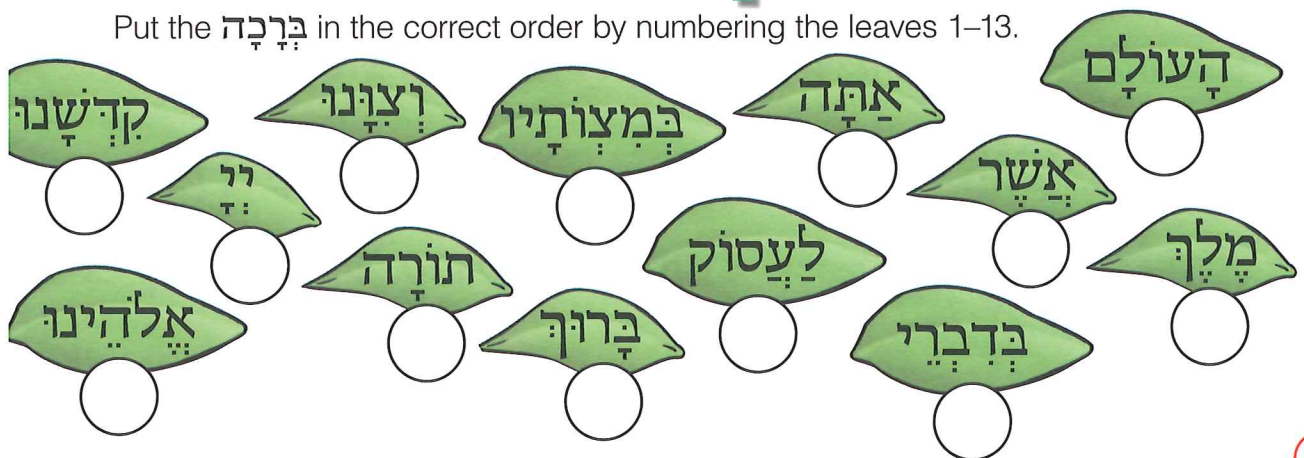


בְּרוּךְ אַתָּה, יְיָ אֱלֹהֵינוּ, מֶלֶךְ הָעוֹלָם, אֲשֶׁר קִדְּשָׁנוּ
בְּמִצְוֹתָיו וְצִוָּנוּ לַעֲסוֹק בְּדִבְרֵי תוֹרָה.

Praised are You, Adonai our God, Ruler of the world, who makes us holy with commandments and commands us to engage in the study of Torah.

Leaf Lineup

Put the **בְּרָכָה** in the correct order by numbering the leaves 1–13.





Play Tic-Tac-Toe with a classmate. Take turns reading a word. If you are correct, lightly write an X or an O in pencil in that box.

לַעֲסוֹק	אֲשֶׁר	עֵץ	מֶלֶךְ	אֶתָּה	יְיָ
וְצִוָּנוּ	הָעוֹלָם	אֶתָּה	אֲנִי	בְּמִצּוֹתָיו	אֲשֶׁר
קִדְּשָׁנוּ	מוֹדָה	אֱלֹהֵינוּ	חַי	אֲדָמָה	אֶתָּה

Putting It in ConTEXT

וְכָתַבְתֶּם עַל-מְזוֹזוֹת בֵּיתְךָ וּבִשְׁעָרֶיךָ.

*You shall write them (the commandments) upon the doorposts
of your house and upon your gates.*

(Deuteronomy 6:9)

We fulfill this commandment by placing the words of the שְׁמַע and וְאֶהְיֶה prayers, written on a piece of parchment, inside a מְזוֹזָה on our doorposts.

Practice reading the בְּרַכָּה that we say when we affix a מְזוֹזָה to a doorpost.



בְּרוּךְ אַתָּה, יְיָ אֱלֹהֵינוּ, מֶלֶךְ הָעוֹלָם, אֲשֶׁר קִדְּשָׁנוּ
בְּמִצּוֹתָיו וְצִוָּנוּ לְקַבֵּעַ מְזוֹזָה.

*Praised are You, Adonai our God, Ruler of the world, who makes us holy with
commandments and commands us to affix the mezuzah.*